



## Uploading Treatment Run Data Files to Vasc-Alert

The Vasc-Alert web interface provides an easy and secure way to upload treatment run data to Vasc-Alert. You do not need any new software to use the interface, but you will need **access to the internet**, a **browser** such as Internet Explorer, and your Vasc-Alert **login** and **password**. If you do not know what these are, please contact Vasc-Alert.

**Note:** Internet Explorer users must have **version 7.0 or later** to use the web interface.

This guide explains how to upload files to Vasc-Alert. If you are looking for instructions on how to download reports or look at patient information online, please contact Vasc-Alert, and we can send you the full Users Guide.

## Logging in

Start on the regular Vasc-Alert web site at:

<http://www.vasc-alert.com>

Click on the Customer Login link on the top bar.



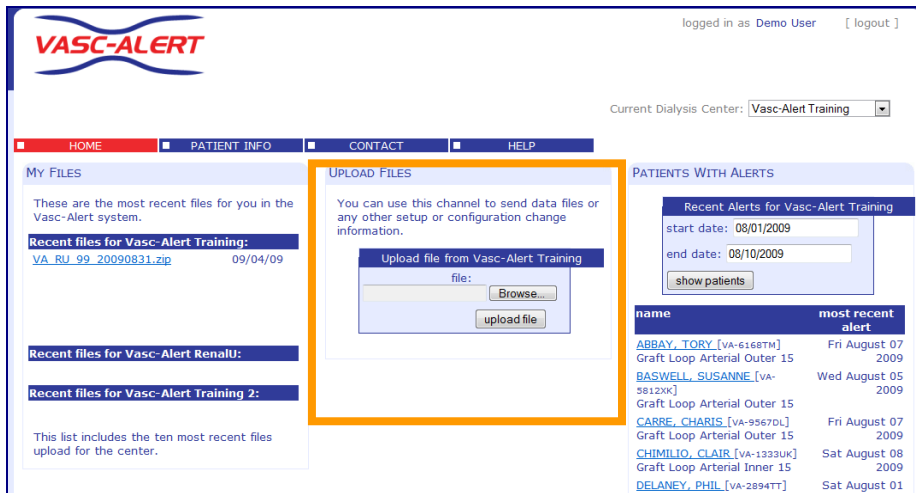
The user login screen requires you to accept the terms and conditions for the use of the Vasc-Alert site. These are reprinted in an [appendix](#) at the end of this document.

When you have entered your login and password, press “Accept Terms and Login,” you will be taken to your home page.

Before you begin, make sure that you know:

- Where to find the file or files you are sending to us. These will either be on your hard drive or on your server, depending on where you saved them.
- Which file or files you should send. Make sure that you send us only the most recent files.

## Uploading Treatment Run Files to Vasc-Alert



logged in as Demo User [ logout ]

Current Dialysis Center: Vasc-Alert Training

HOME PATIENT INFO CONTACT HELP

**MY FILES**

These are the most recent files for you in the Vasc-Alert system.

**Recent files for Vasc-Alert Training:**

<a href="#">VA_RU_99_20090831.zip</a>	09/04/09
---------------------------------------	----------

**Recent files for Vasc-Alert Renalu:**

**Recent files for Vasc-Alert Training 2:**

This list includes the ten most recent files upload for the center.

**UPLOAD FILES**

You can use this channel to send data files or any other setup or configuration change information.

Upload file from Vasc-Alert Training

file:

**PATIENTS WITH ALERTS**

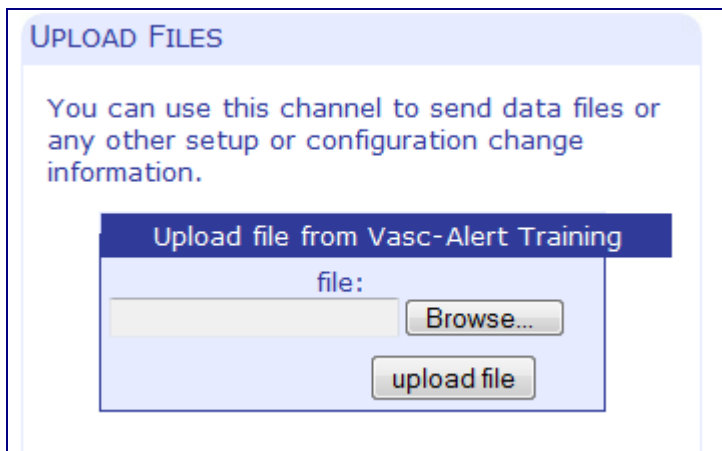
Recent Alerts for Vasc-Alert Training

start date: 08/01/2009

end date: 08/10/2009

name	most recent alert
<a href="#">ABBAY, TORY [VA-6168TM]</a>	Fri August 07 2009
<a href="#">Graft Loop Arterial Outer 15</a>	
<a href="#">BASWELL, SUSANNE [VA-5812XK]</a>	Wed August 05 2009
<a href="#">Graft Loop Arterial Outer 15</a>	
<a href="#">CARRE, CHARIS [VA-9567DL]</a>	Fri August 07 2009
<a href="#">Graft Loop Arterial Outer 15</a>	
<a href="#">CHIMILIO, CLAIR [VA-1932UK]</a>	Sat August 08 2009
<a href="#">Graft Loop Arterial Inner 15</a>	
<a href="#">DELANEY, PHIL [VA-2894TT]</a>	Sat August 01

In the center of the Home Page is the area for uploading data files to Vasc-Alert.



**UPLOAD FILES**

You can use this channel to send data files or any other setup or configuration change information.

Upload file from Vasc-Alert Training

file:

If you work with more than one center, this is what you may see instead:

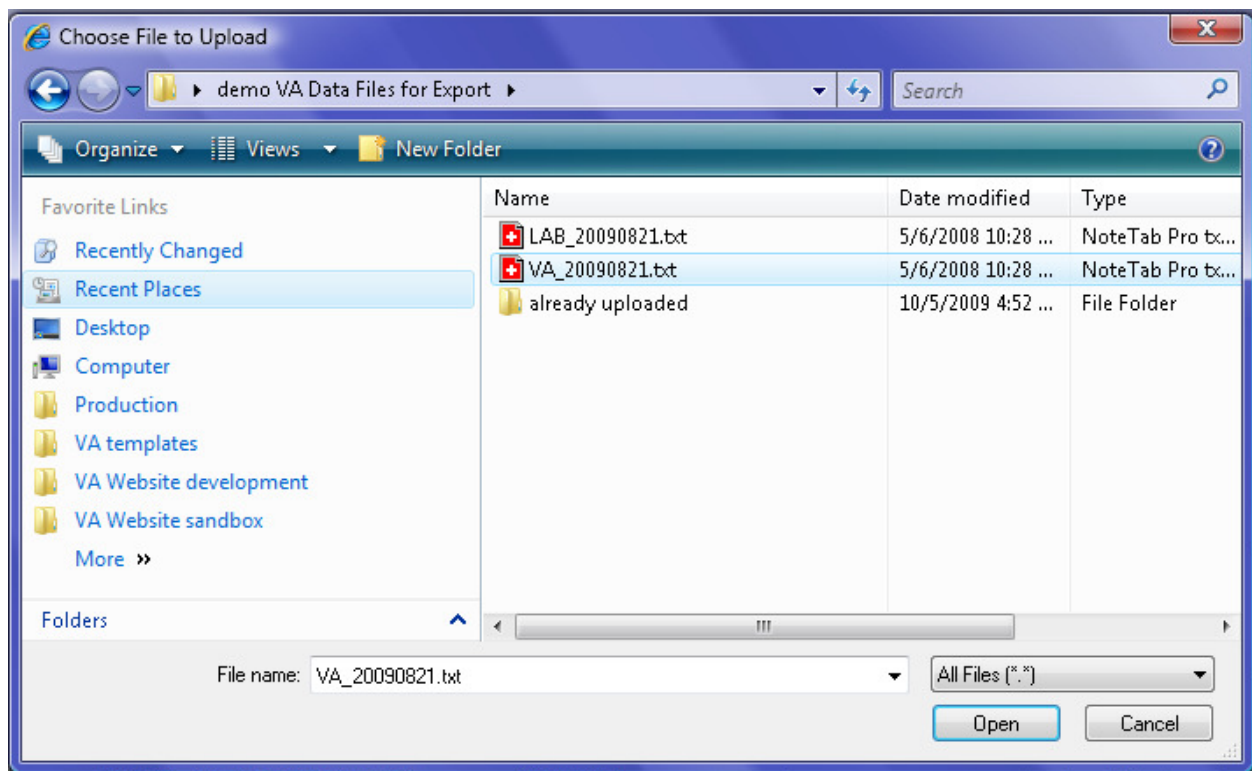
## UPLOAD FILES

You can use this channel to send data files or any other setup or configuration change information.

All file uploads must be associated with a specific center, so please select a center from the popup list near the upper right corner of this page.

Once you select a center, you will be able to go ahead with the upload.

Click on the Browse button, and locate the file(s) you want to send to the Vasc-Alert servers. The files will be on your hard drive or server.



Click "Open" to select the file. Then click "Upload file" to send the file to Vasc-Alert. Depending on the size of the file, this can take a little while. When the upload is finished, you will see a notice like the following:

The file "C:\Users\Kim\Desktop\demo VA Data Files for Export\VA\_20090821.txt" has been uploaded successfully.  
The filename has been recorded as  
**"155.TRAI.20091007003114.C\_Users\_Kim\_Desktop\_demo\_VA\_Data\_Files\_for\_Export\_VA\_20090821.txt"**.  
The md5 hash signature of this file is: **37f31694ce2528a64cfacc73c612ef06**


Repeat this process for each file you wish to send.

## Logging Out

To log out of the interface, click on the logout link in the upper right corner.



## Contacting Vasc-Alert

If you need to report a problem to Vasc-Alert, or to make requests or suggestions, click on the  bar. The Contact page allows you to request help and make suggestions.

## **Appendix: Vasc-Alert Terms and Conditions of Use**

PLEASE READ THESE TERMS AND CONDITIONS OF USE CAREFULLY BEFORE USING THIS SITE.

By CLICKING "ACCEPT TERMS AND LOGIN" you represent that you are an employee or authorized agent of a Vasc-Alert Customer. You agree that you are an authorized user of the Vasc-Alert service and have been granted access to this web site knowing that it contains confidential public health information as defined by the Health Insurance Portability and Accountability Act of 1996 and its implementing regulations (45 C.F.R. Parts 160-64) ("HIPAA") to ensure the integrity and confidentiality of Protected Health Information. You agree to use this site to perform data submission or retrieval on behalf of your employer. You agree that you will not use this site in any manner that is illegal and will not introduce, with or without intent, any element that would destroy, harm, or otherwise compromise the integrity of the data, reports, servers or software relating to the site. You will maintain the confidentiality of this patient information in accordance with the policies and procedures of the employer permitting your access and all State and Federal laws.

The information provided on this site should not be used for diagnosis or treatment of any medical condition without the consultation of a licensed and qualified medical provider. Vasc-Alert, LLC does not warrant that the information is free from all errors and omissions. Vasc-Alert, LLC does not recommend, advise or suggest that any physician or other health care provider use the information as a sole resource for diagnostic or educational purposes. Vasc-Alert, LLC does not warrant the information meets any particular standard. Vasc-Alert may change these terms and conditions of use at any time. Your continuing use of the site indicates your ongoing agreement to the terms and conditions. \$Revision: 948 \$